

## Kingston University Student numbers

### 01 December 2012 Census – 2012/3 Academic year

The attached pages provide a summary profile of Kingston University's student population from the 01 December 2012 Census – the traditional Higher Education census date.

The Census data is extracted from the University Records System and corresponds to the HEFCE higher Education Students' Early Statistics (HESES) Survey census date.

Students excluded: Students in Faculty of Health & Social Sciences, a joint Kingston university and St George's University of London (SGUL) Who are registered students of SGUL; Dormant Students; Research Students who are writing-up their thesis; Students studying for the whole of their programme overseas; Incoming exchange students; Category 2 students; Students who left the institution before 01 December 2012; Students who start in 2012/3 but after 01 December 2012.

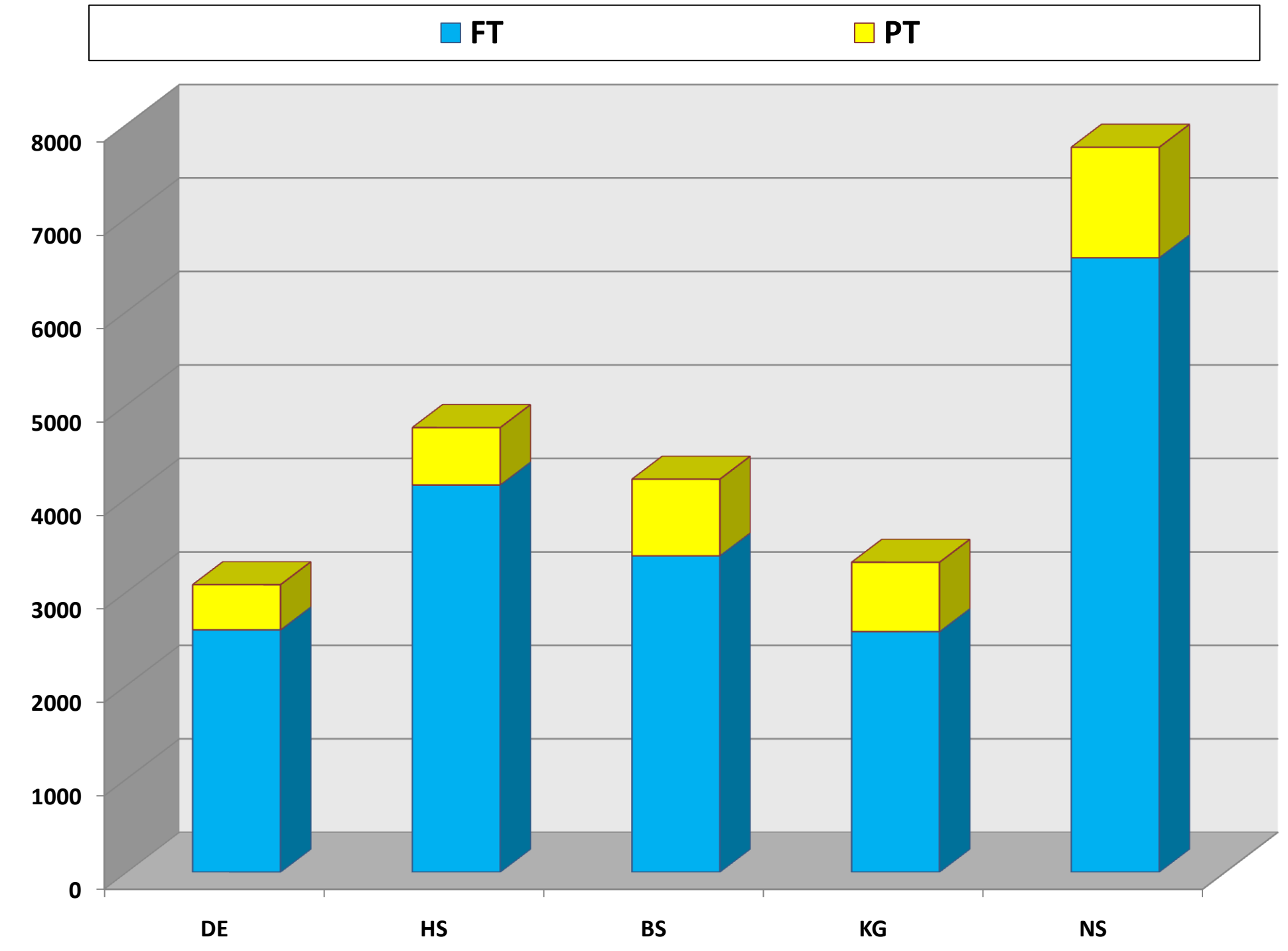
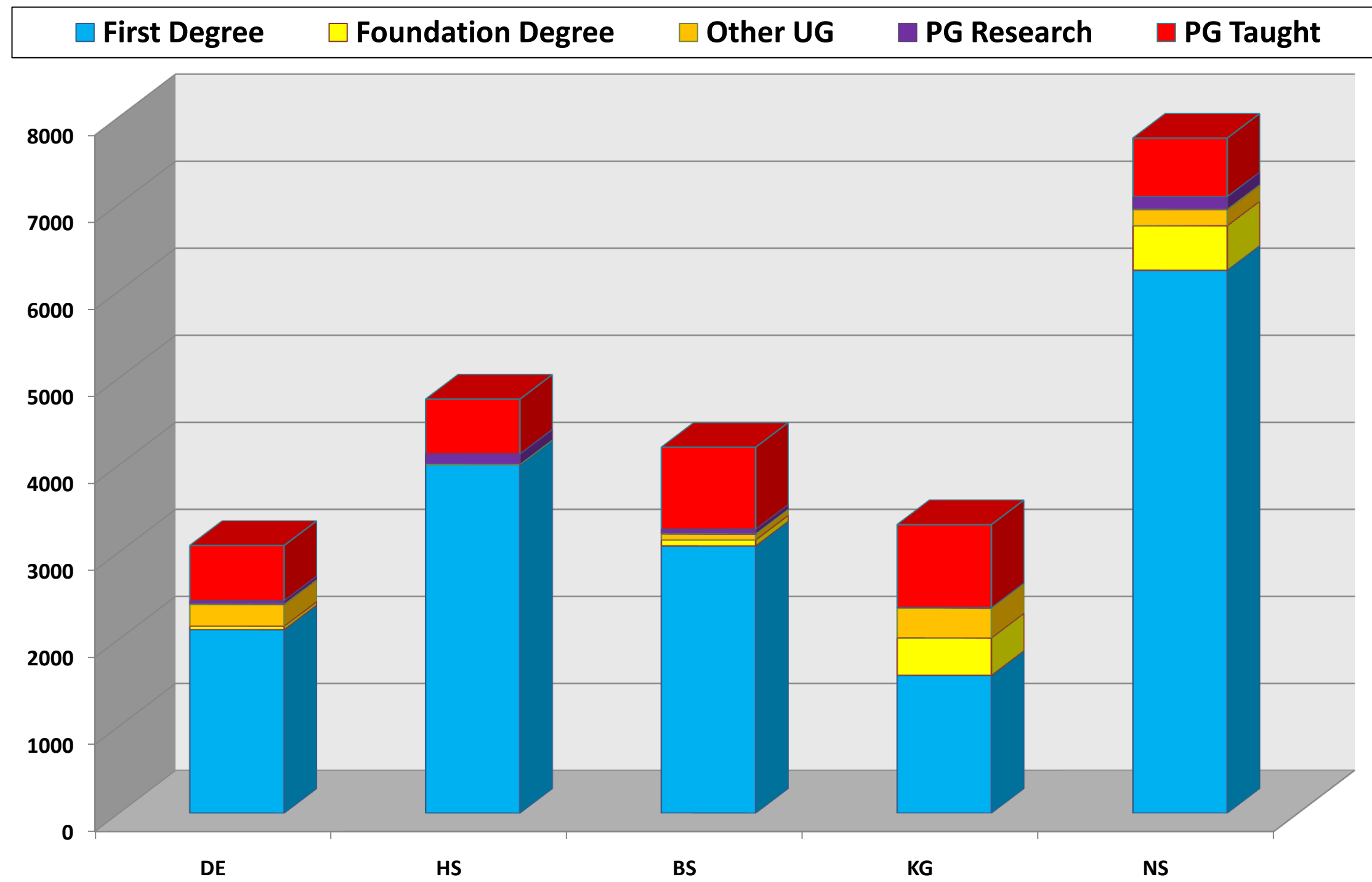
From 2010/1 onwards students finishing a spanning year of study (CS) are included in the population.

|          |   |
|----------|---|
| Page 2   | Level & Mode by Faculty                 |
| Page 3   | Summary Level & Mode; Gender by Faculty |
| Page 4   | New Entrants by Level & Faculty         |
| Page 5   | Age on Entry                            |
| Page 6   | Ethnicity                               |
| Page 7   | Disability                              |
| Page 8/9 | Fee Status                              |
| Page 10  | University Main Sites                   |
| Page 11  | UK Study Locations                      |
| Page 12  | Geographical Area of Permanent Domicile |
| Page 13  | Non-UK Permanent Domicile               |

## Census Student Summary - Level & Mode by Faculty - 1st December 2012

| FACULTY CODE       | First Degree | Foundation Degree | Other UG   | PG Research | PG Taught   | Grand Total  |
|--------------------|--------------|-------------------|------------|-------------|-------------|--------------|
| DE                 | 2108         | 39                | 251        | 45          | 632         | 3075         |
| HS                 | 4004         | 0                 | 0          | 125         | 627         | 4756         |
| BS                 | 3070         | 69                | 67         | 58          | 940         | 4204         |
| KG                 | 1583         | 429               | 344        | 8           | 951         | 3315         |
| NS                 | 6237         | 511               | 187        | 148         | 672         | 7755         |
| <b>Grand Total</b> | <b>17002</b> | <b>1048</b>       | <b>849</b> | <b>384</b>  | <b>3822</b> | <b>23105</b> |

| FACULTY CODE       | FT           | PT          | Grand Total  |
|--------------------|--------------|-------------|--------------|
| DE                 | 2592         | 483         | 3075         |
| HS                 | 4142         | 614         | 4756         |
| BS                 | 3384         | 820         | 4204         |
| KG                 | 2573         | 742         | 3315         |
| NS                 | 6573         | 1182        | 7755         |
| <b>Grand Total</b> | <b>19264</b> | <b>3841</b> | <b>23105</b> |

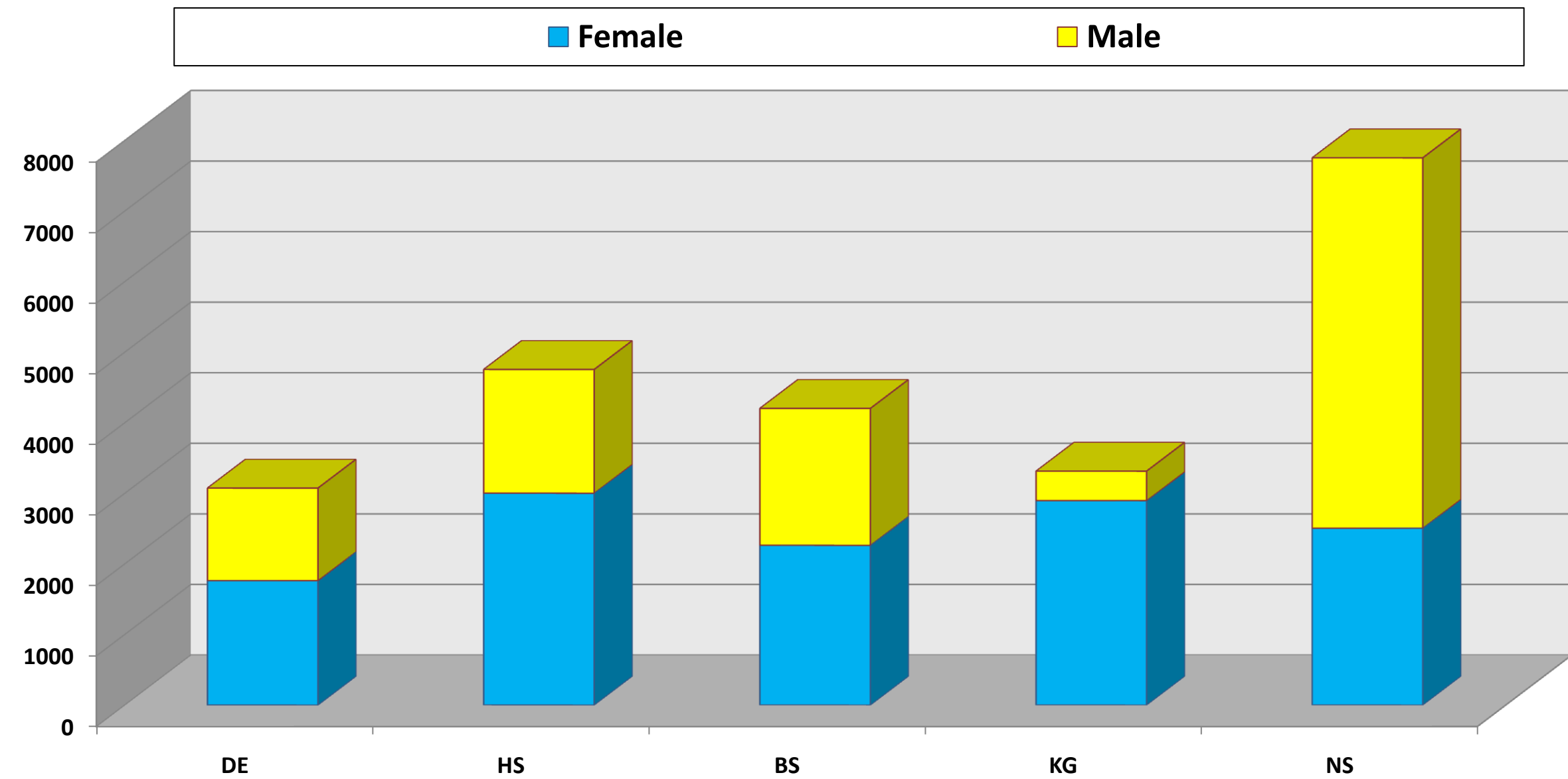


**Student Numbers by Study Level and Faculty**

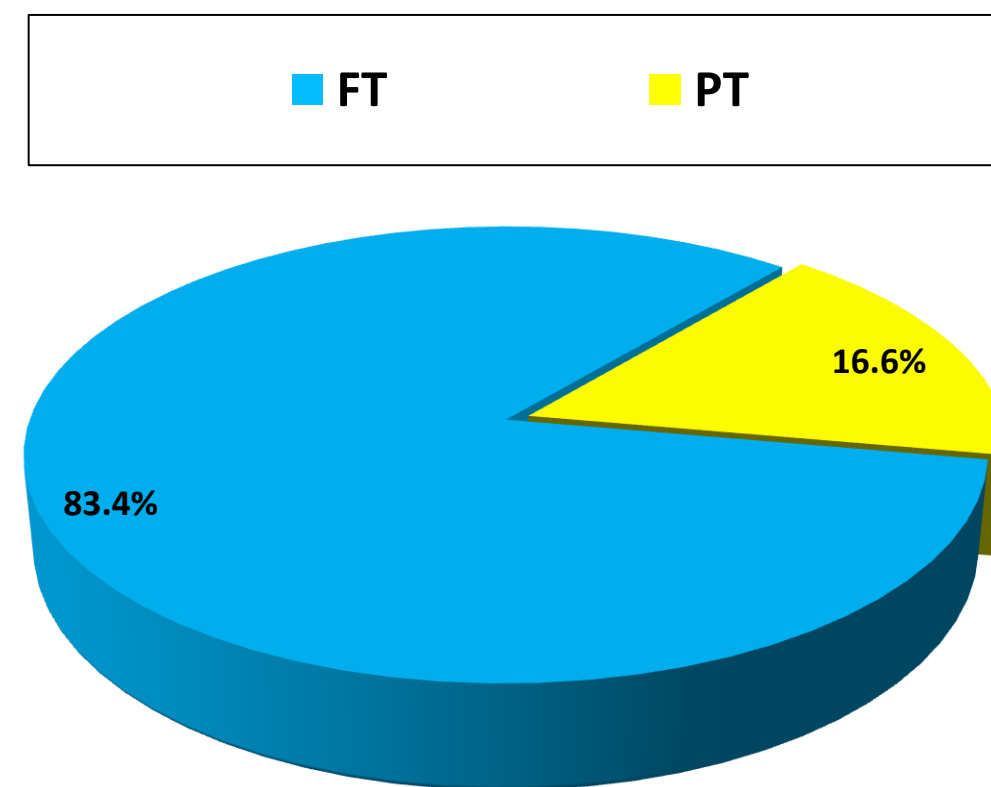
**Student Numbers by Mode and Faculty**

## Census Student Summary - Gender, Level & Mode 1st December 2012

| FACULTY CODE       | Female       | Male         | Grand Total  |
|--------------------|--------------|--------------|--------------|
| DE                 | 1764         | 1311         | 3075         |
| HS                 | 3003         | 1753         | 4756         |
| BS                 | 2264         | 1940         | 4204         |
| KG                 | 2897         | 418          | 3315         |
| NS                 | 2507         | 5248         | 7755         |
| <b>Grand Total</b> | <b>12435</b> | <b>10670</b> | <b>23105</b> |



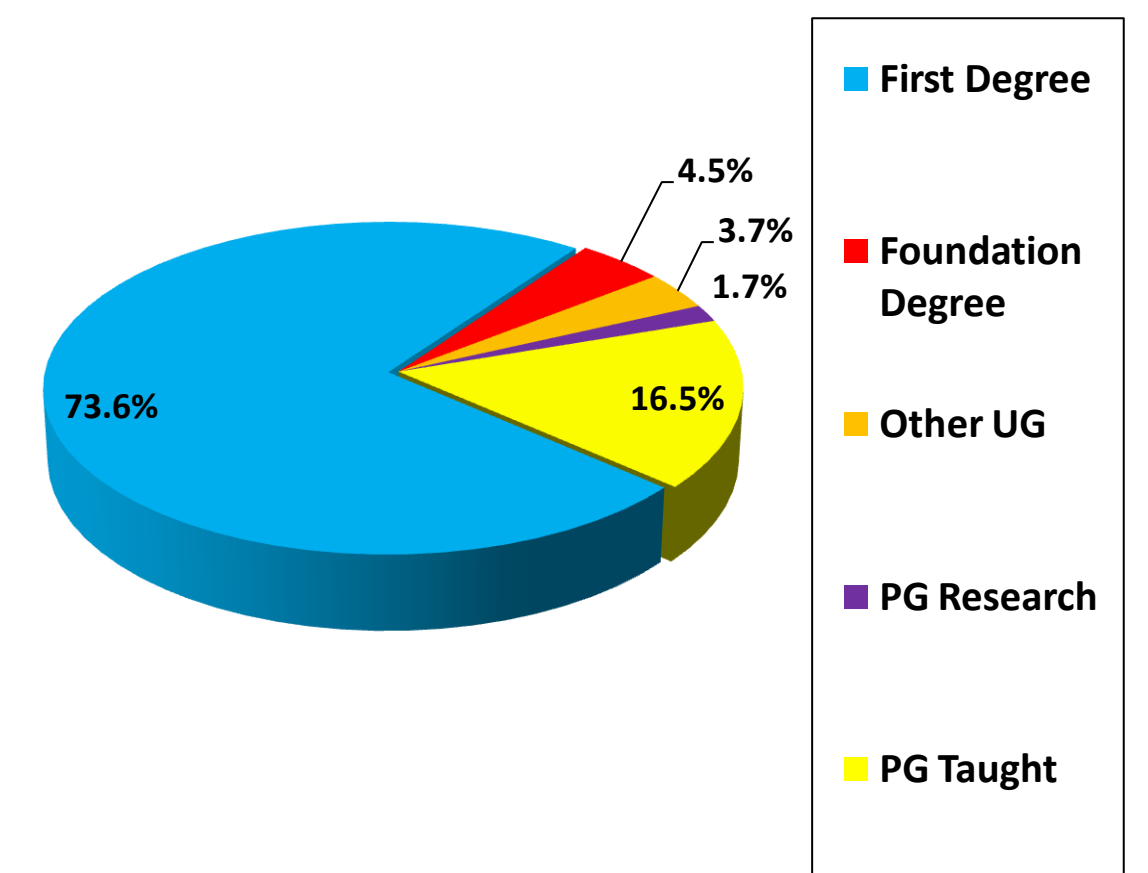
| MODE               | Total        |
|--------------------|--------------|
| FT                 | 19264        |
| PT                 | 3841         |
| <b>Grand Total</b> | <b>23105</b> |



**Student Numbers by Mode**

### Student Numbers by Gender and Faculty

| SUMMARY LEVEL      | Total        |
|--------------------|--------------|
| First Degree       | 17002        |
| Foundation Degree  | 1048         |
| Other UG           | 849          |
| PG Research        | 384          |
| PG Taught          | 3822         |
| <b>Grand Total</b> | <b>23105</b> |

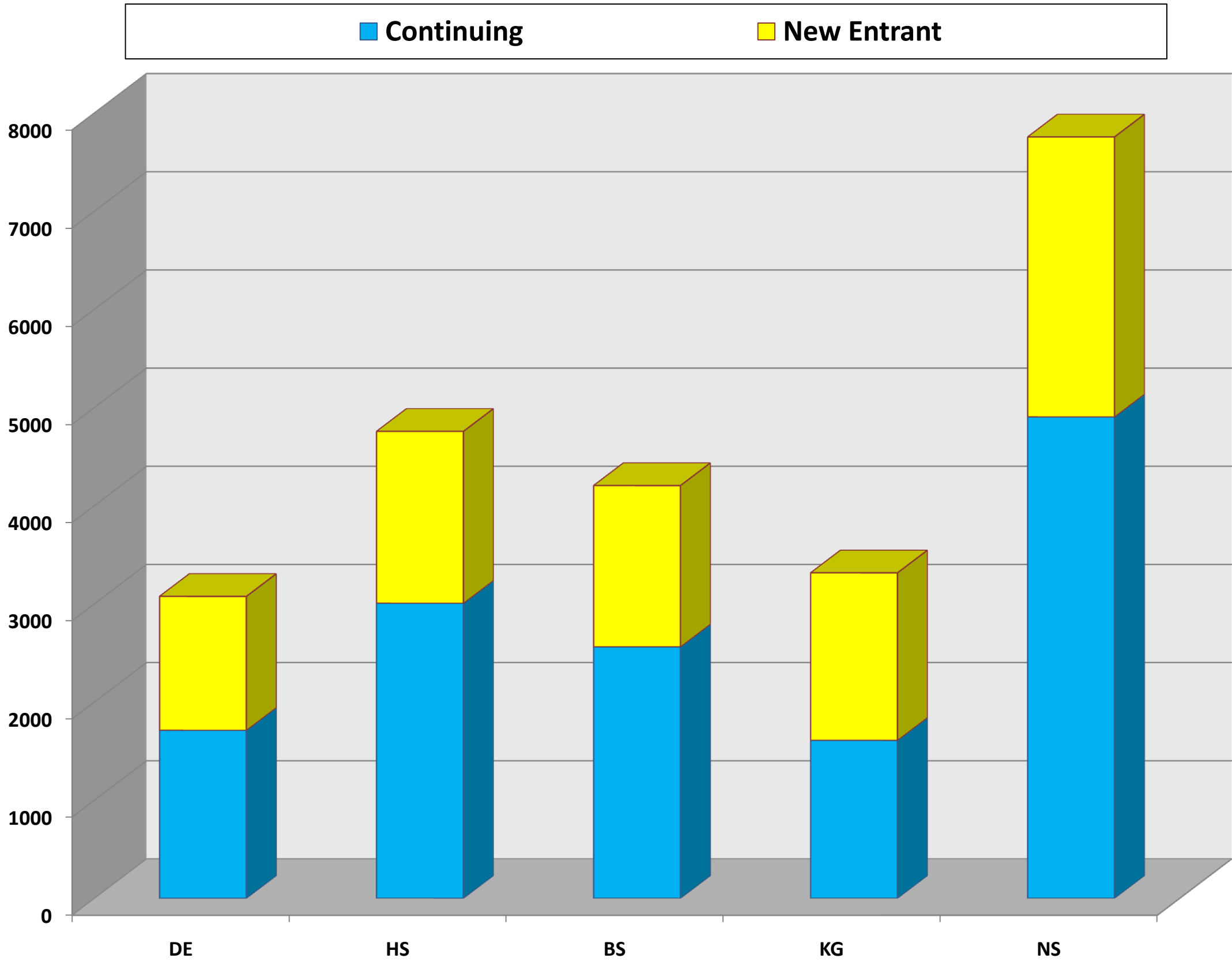
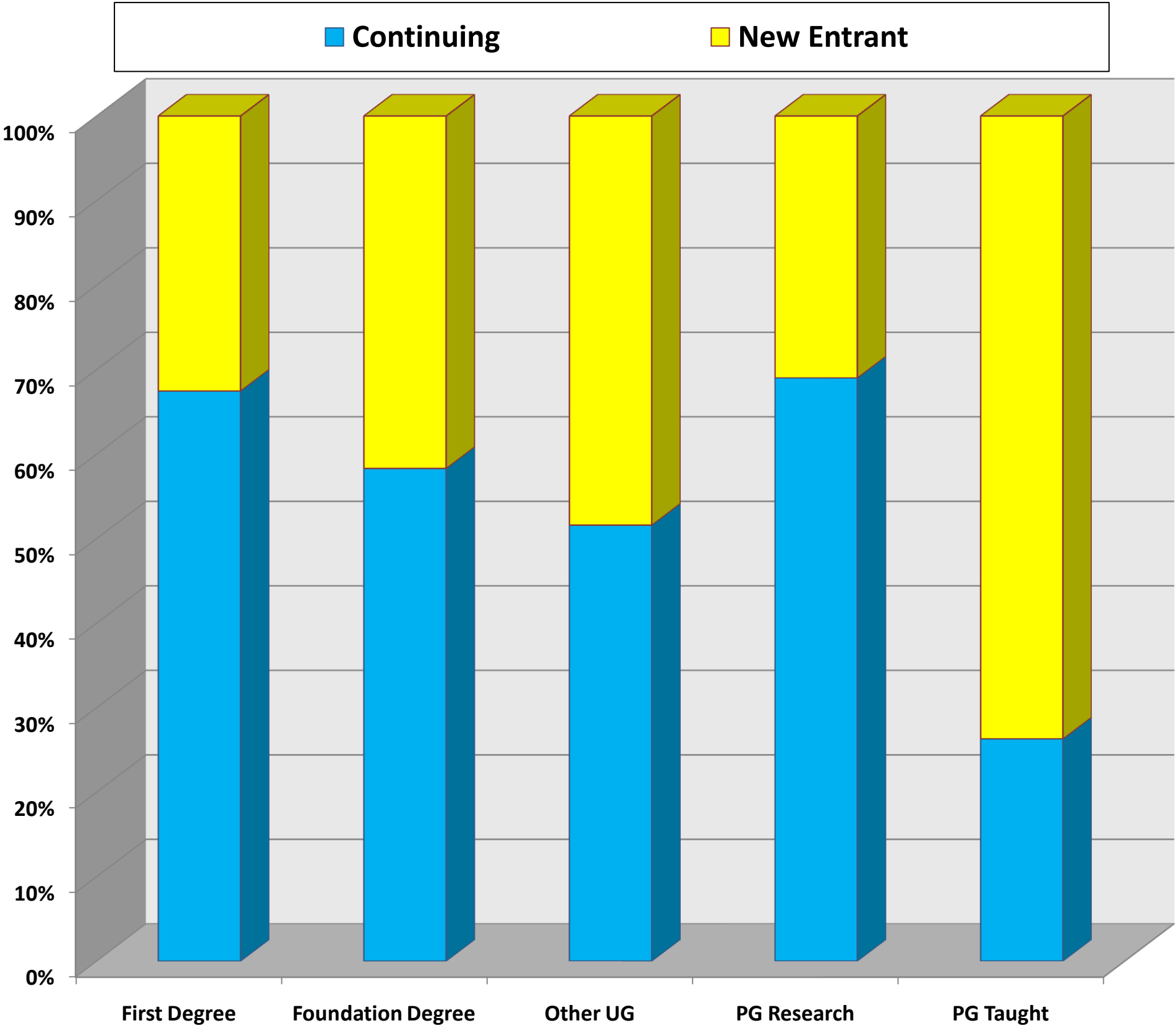


**Student Numbers by Study Level**

**Census Student Summary - New Entrants by Level & Faculty - 1st December 2012**

| SUMMARY LEVEL      | Continuing   | New Entrant | Grand Total  |
|--------------------|--------------|-------------|--------------|
| First Degree       | 11470        | 5532        | 17002        |
| Foundation Degree  | 611          | 437         | 1048         |
| Other UG           | 438          | 411         | 849          |
| PG Research        | 265          | 119         | 384          |
| PG Taught          | 1005         | 2817        | 3822         |
| <b>Grand Total</b> | <b>13789</b> | <b>9316</b> | <b>23105</b> |

| FACULTY CODE       | Continuing   | New Entrant | Grand Total  |
|--------------------|--------------|-------------|--------------|
| DE                 | 1711         | 1364        | 3075         |
| HS                 | 3005         | 1751        | 4756         |
| BS                 | 2561         | 1643        | 4204         |
| KG                 | 1609         | 1706        | 3315         |
| NS                 | 4903         | 2852        | 7755         |
| <b>Grand Total</b> | <b>13789</b> | <b>9316</b> | <b>23105</b> |



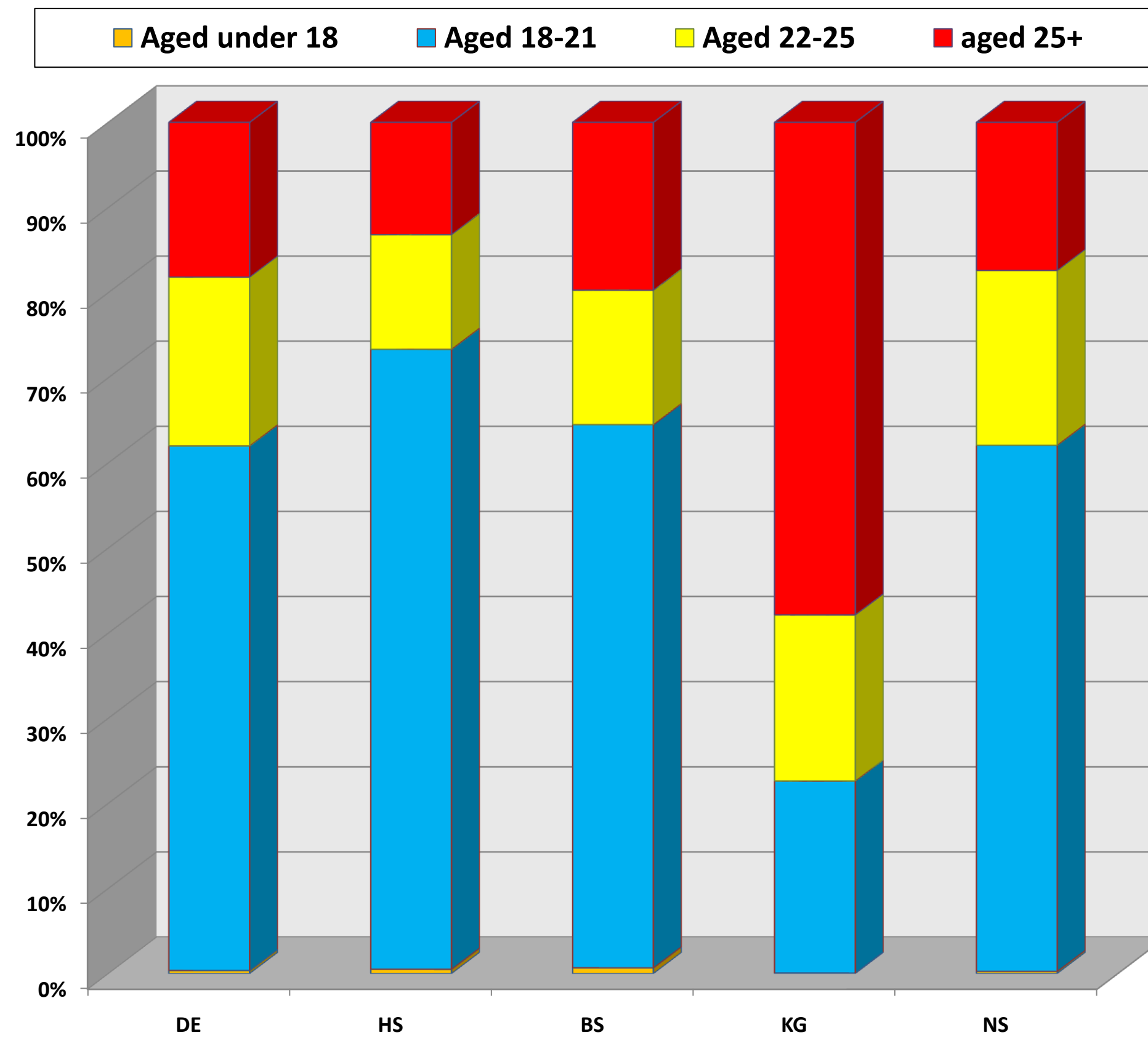
**New Entrants by Study Level**

**New Entrants by Faculty**

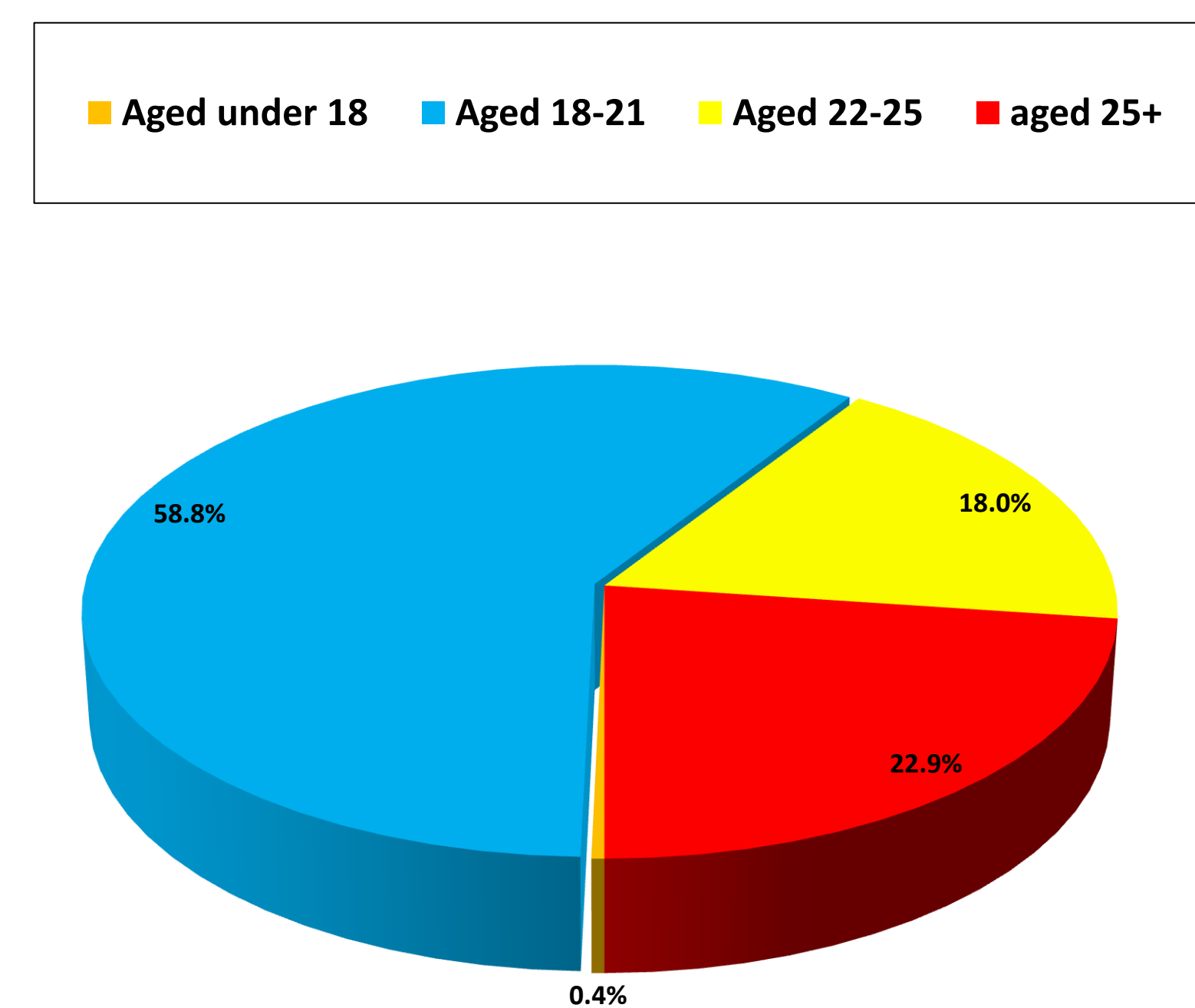
## Census Student Summary - Age on Entry Profile - 1st December 2012

| FACULTY CODE       | Aged under 18 | Aged 18-21   | Aged 22-25  | aged 25+    | Grand Total  |
|--------------------|---------------|--------------|-------------|-------------|--------------|
| DE                 | 11            | 1895         | 610         | 559         | 3075         |
| HS                 | 24            | 3464         | 641         | 627         | 4756         |
| BS                 | 28            | 2683         | 664         | 829         | 4204         |
| KG                 | 2             | 748          | 647         | 1918        | 3315         |
| NS                 | 19            | 4794         | 1593        | 1349        | 7755         |
| <b>Grand Total</b> | <b>84</b>     | <b>13584</b> | <b>4155</b> | <b>5282</b> | <b>23105</b> |

| Age Band           | Total        |
|--------------------|--------------|
| Aged under 18      | 84           |
| Aged 18-21         | 13584        |
| Aged 22-25         | 4155         |
| aged 25+           | 5282         |
| <b>Grand Total</b> | <b>23105</b> |



**Student Numbers by Age on Entry by Faculty**

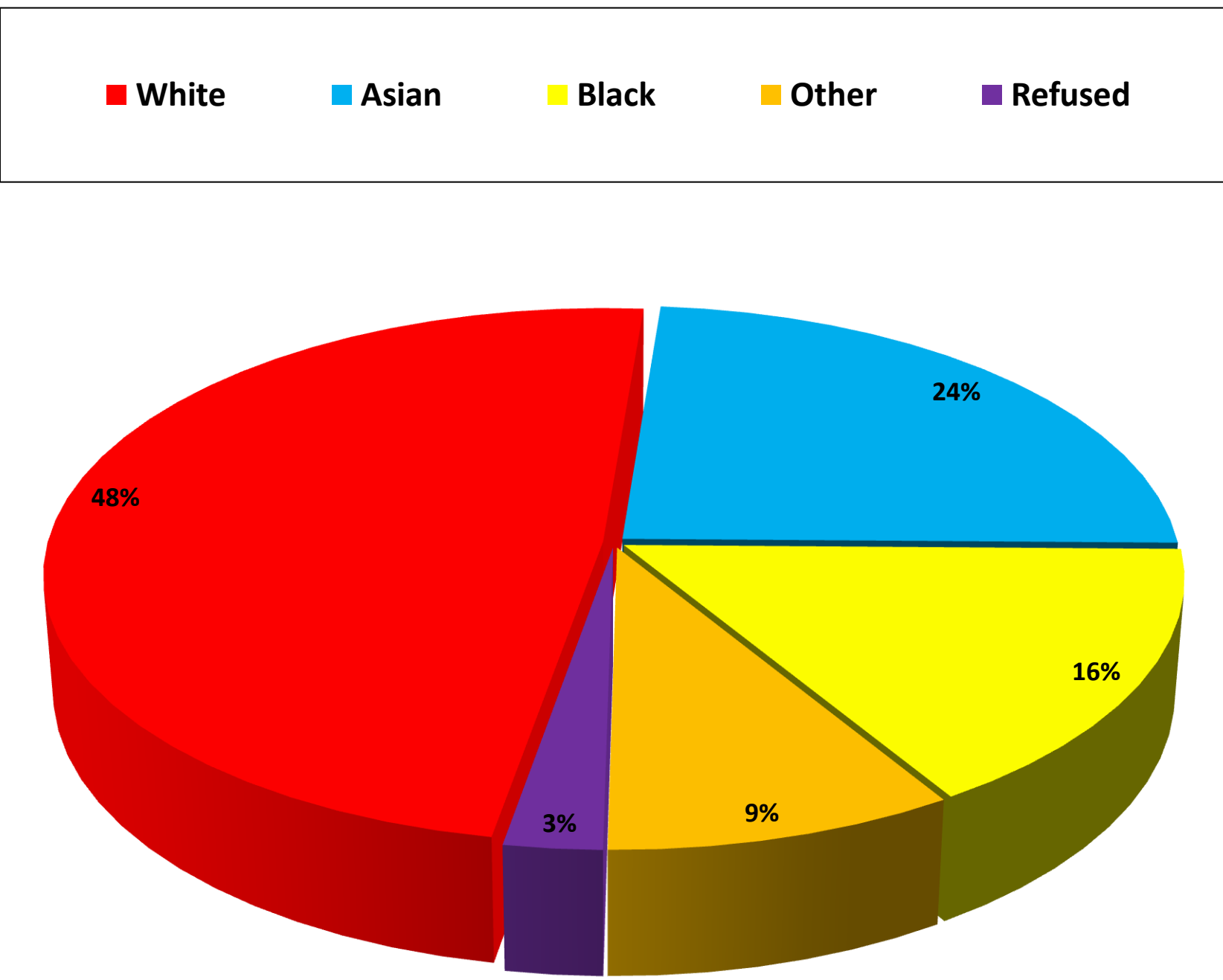
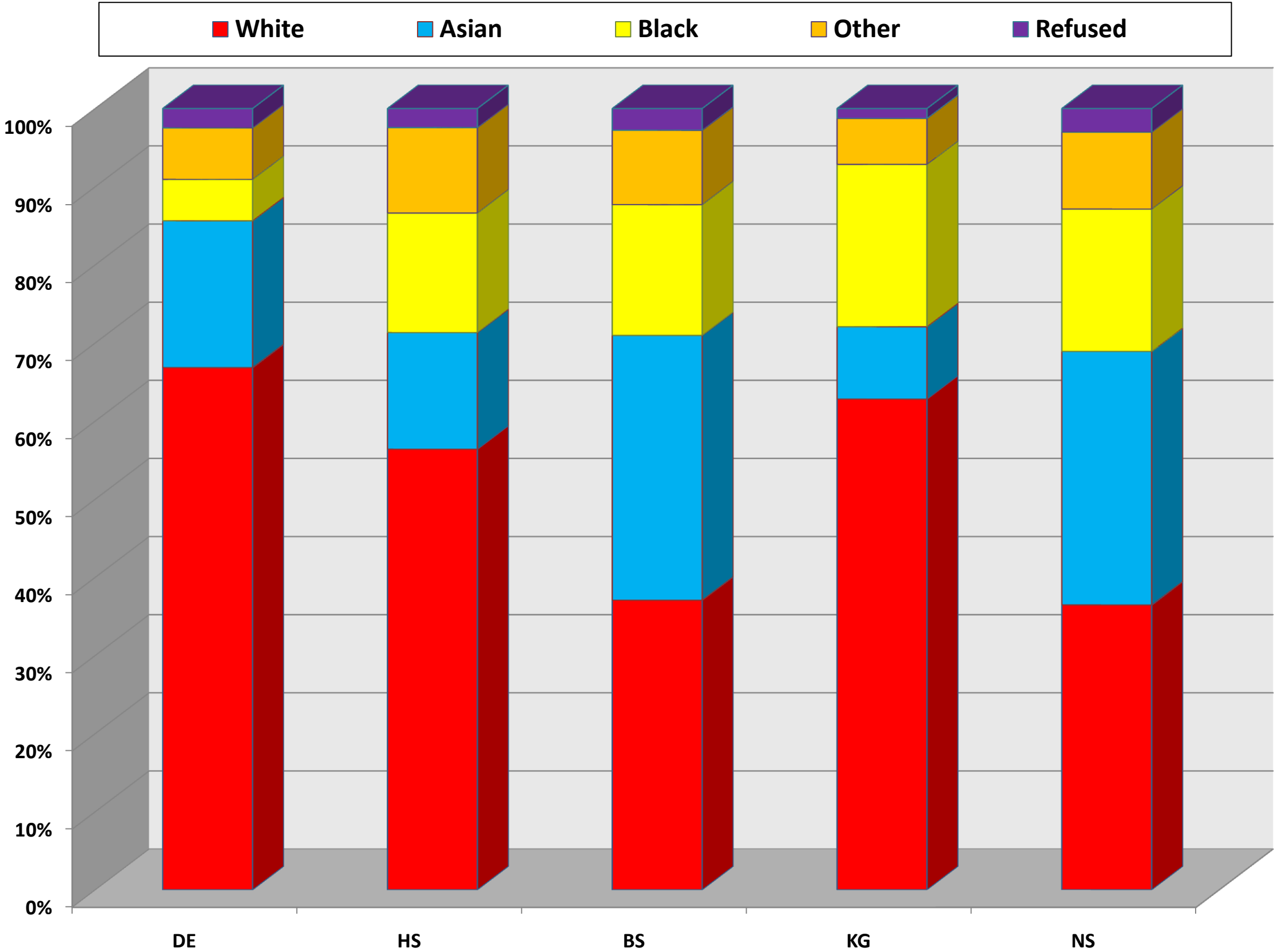


**Age on Entry**

**Census Student Summary - Ethnicity Profile - 1st December 2012**

| FACULTY CODE       | White        | Asian       | Black       | Other       | Refused    | Grand Total  |
|--------------------|--------------|-------------|-------------|-------------|------------|--------------|
| DE                 | 2055         | 578         | 163         | 203         | 76         | 3075         |
| HS                 | 2682         | 710         | 728         | 520         | 116        | 4756         |
| BS                 | 1558         | 1425        | 704         | 400         | 117        | 4204         |
| KG                 | 2082         | 307         | 689         | 195         | 42         | 3315         |
| NS                 | 2827         | 2517        | 1413        | 764         | 234        | 7755         |
| <b>Grand Total</b> | <b>11204</b> | <b>5537</b> | <b>3697</b> | <b>2082</b> | <b>585</b> | <b>23105</b> |

| ETHNICITY          | Total        |
|--------------------|--------------|
| White              | 11204        |
| Asian              | 5537         |
| Black              | 3697         |
| Other              | 2082         |
| Refused            | 585          |
| <b>Grand Total</b> | <b>23105</b> |



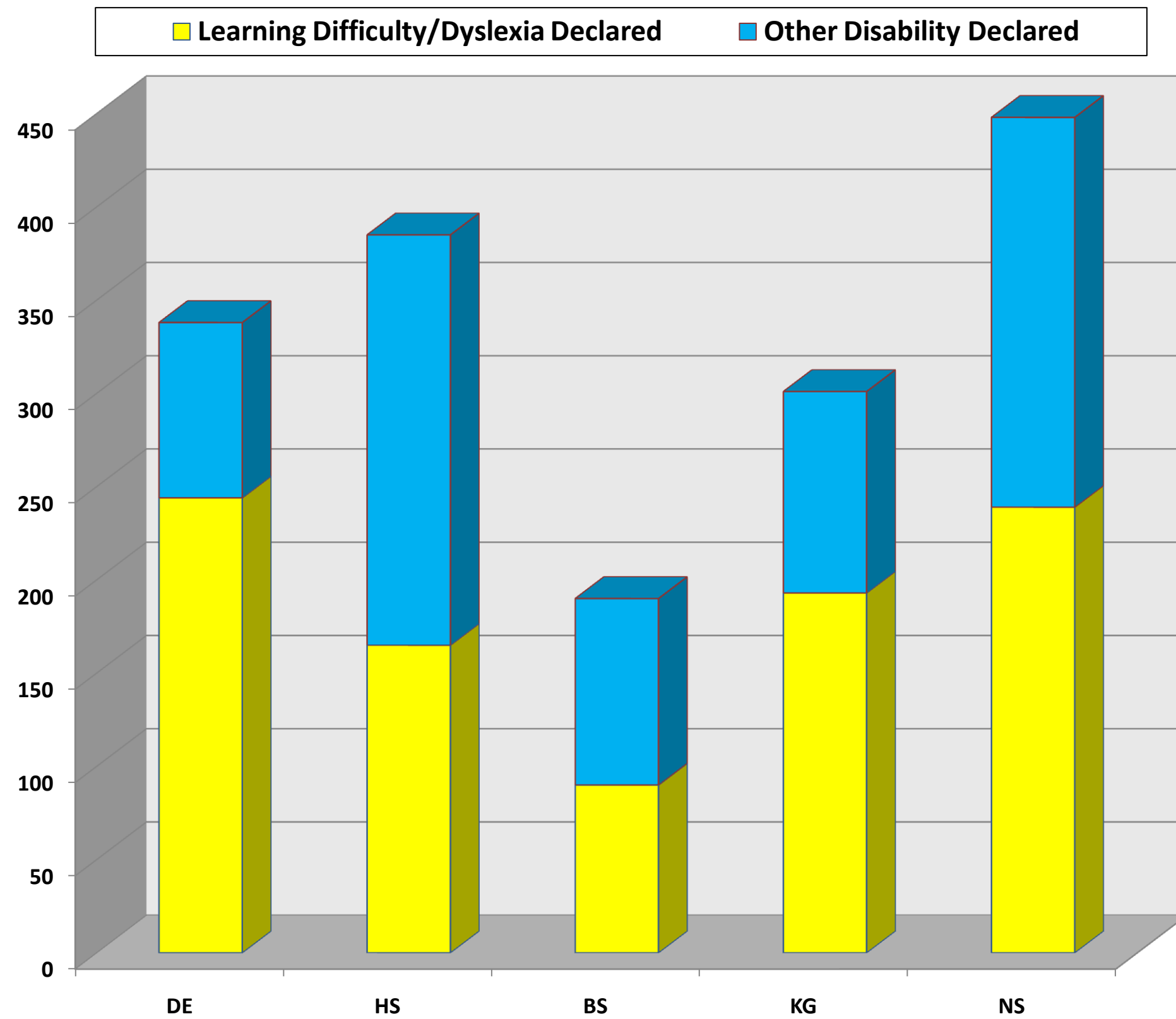
**Student Numbers by Ethnicity and Faculty**

**Overall University Ethnicity Profile**

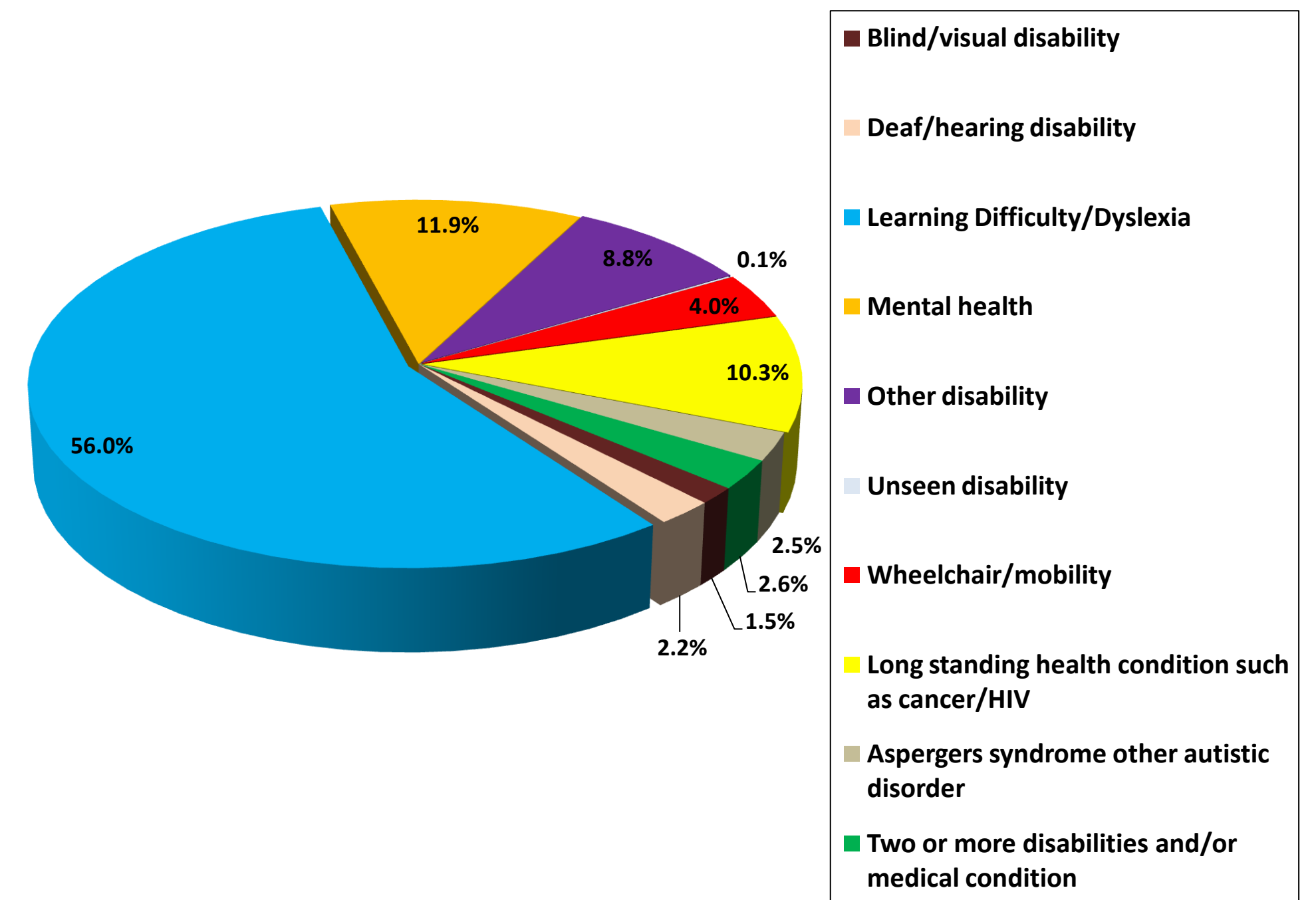
## Census Student Summary - Disability Profile - 1st December 2012

| FACULTY CODE       | Learning Difficulty/Dyslexia Declared | Other Disability Declared | Grand Total |
|--------------------|---------------------------------------|---------------------------|-------------|
| DE                 | 244                                   | 94                        | 338         |
| HS                 | 165                                   | 220                       | 385         |
| BS                 | 90                                    | 100                       | 190         |
| KG                 | 193                                   | 108                       | 301         |
| NS                 | 239                                   | 209                       | 448         |
| <b>Grand Total</b> | <b>931</b>                            | <b>731</b>                | <b>1662</b> |

| DISABILITY  | Total       |
|---|-------------|
| Blind/visual disability                           | 25          |
| Deaf/hearing disability                           | 37          |
| Learning Difficulty/Dyslexia                      | 931         |
| Mental health                                     | 197         |
| Other disability                                  | 146         |
| Unseen disability                                 | 2           |
| Wheelchair/mobility                               | 67          |
| Long standing health condition such as cancer/HIV | 171         |
| Aspergers syndrome other autistic disorder        | 42          |
| Two or more disabilities and/or medical condition | 44          |
| <b>Grand Total</b>                                | <b>1662</b> |



**Student Numbers - Declared Disability by Faculty**



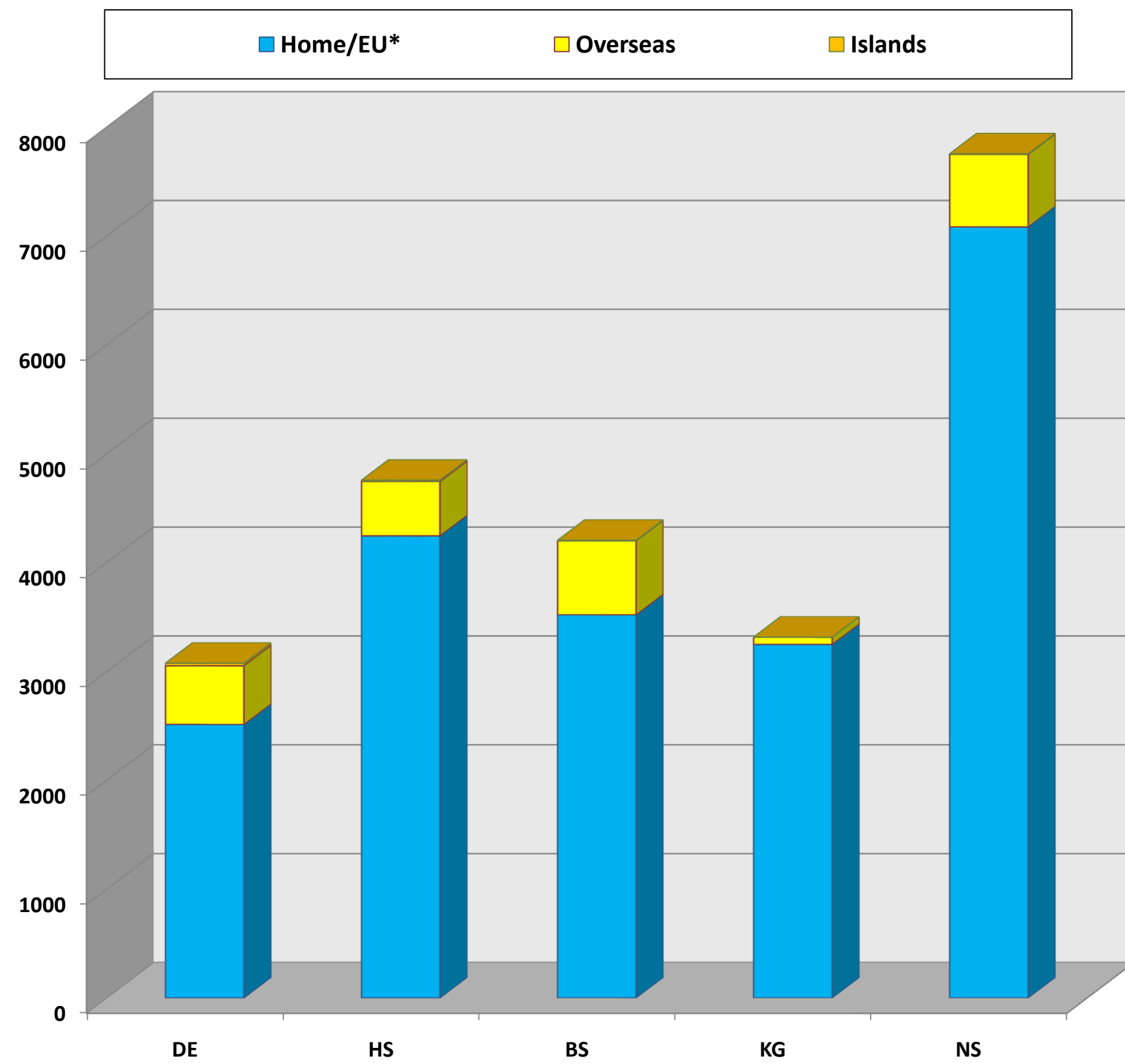
**Declared Disability Proportion**

## Census Student Summary - Fee Status Profile - 1st December 2012

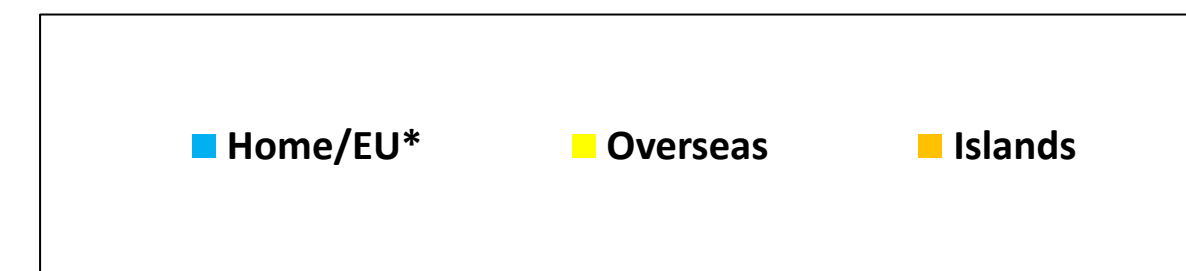
| FACULTY CODE       | Home/EU*     | Overseas    | Islands   | Grand Total  |
|--------------------|--------------|-------------|-----------|--------------|
| DE                 | 2513         | 539         | 23        | 3075         |
| HS                 | 4246         | 500         | 10        | 4756         |
| BS                 | 3520         | 679         | 5         | 4204         |
| KG                 | 3248         | 66          | 1         | 3315         |
| NS                 | 7084         | 666         | 5         | 7755         |
| <b>Grand Total</b> | <b>20611</b> | <b>2450</b> | <b>44</b> | <b>23105</b> |

| Fee Status Group   | Total        |
|--------------------|--------------|
| Home/EU*           | 20611        |
| Overseas           | 2450         |
| Islands            | 44           |
| <b>Grand Total</b> | <b>23105</b> |

\* ELQ Students grouped within Home/EU



**Student Numbers by Fee Status and Faculty**



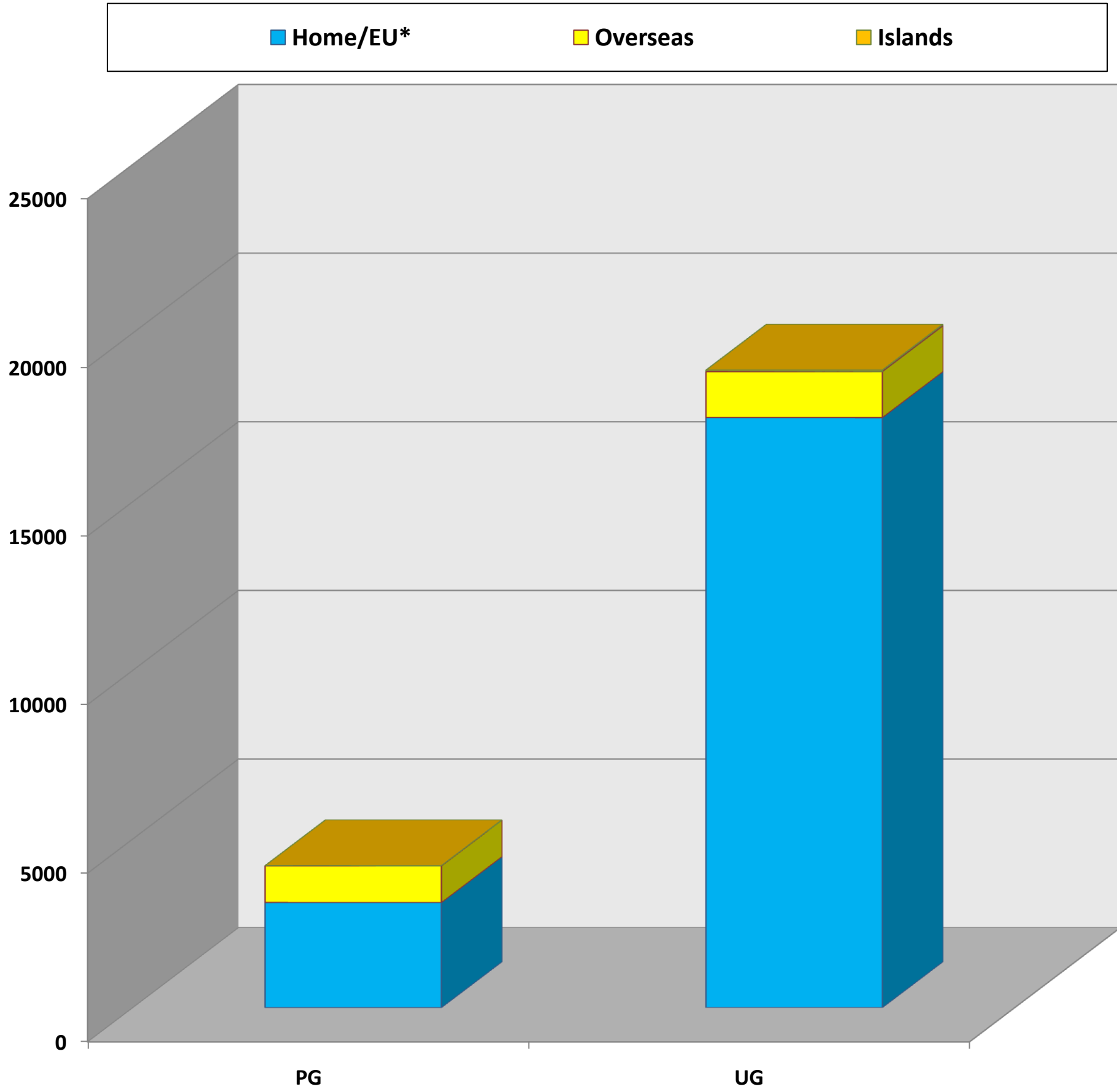
**Fee Status Summary**



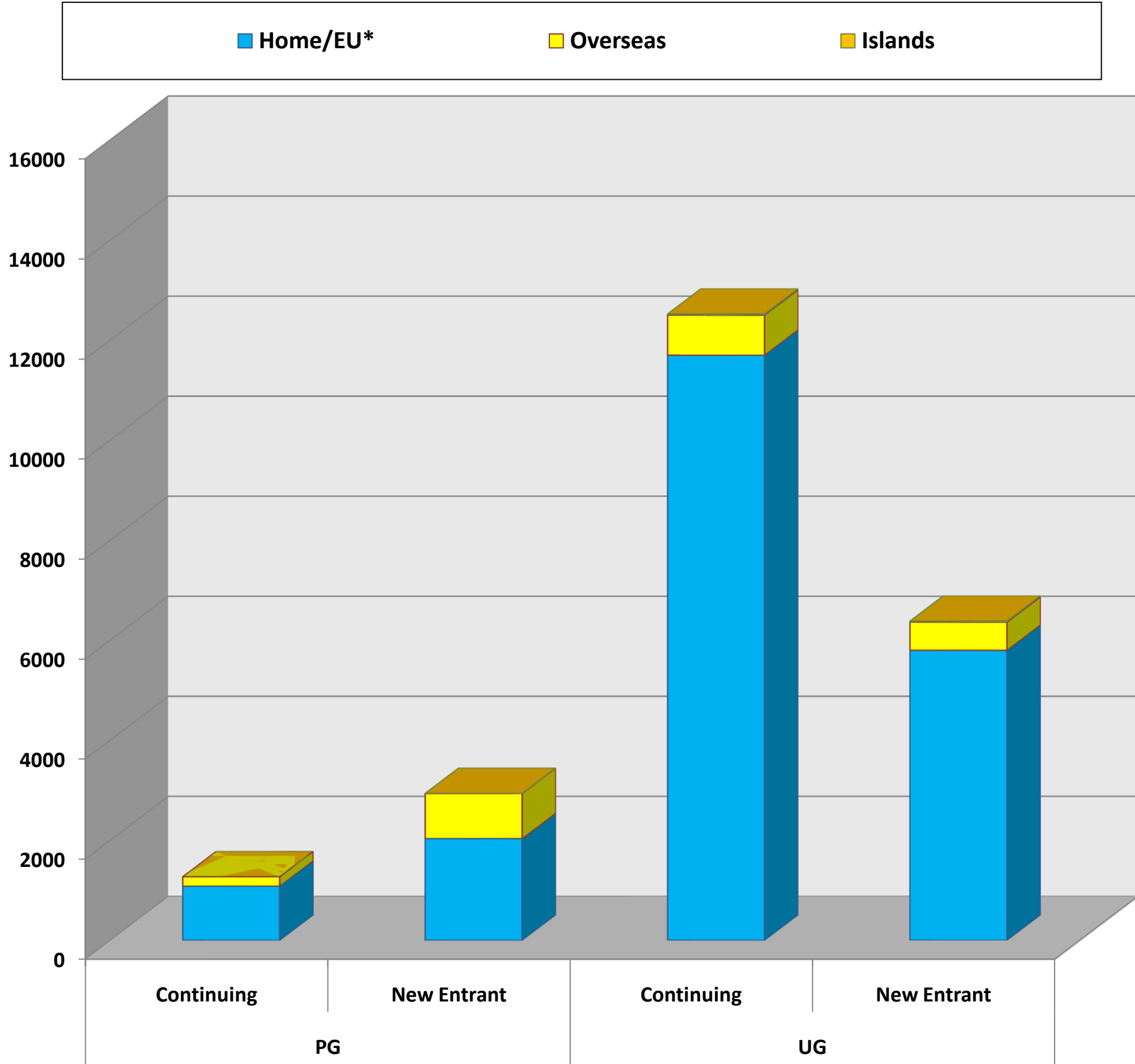
**Census Student Summary - Fee Status by Level Summary - 1st December 2012**

| UG/PG              | Home/EU*     | Overseas    | Islands   | Grand Total  |
|--------------------|--------------|-------------|-----------|--------------|
| PG                 | 3116         | 1089        | 1         | 4206         |
| UG                 | 17495        | 1361        | 43        | 18899        |
| <b>Grand Total</b> | <b>20611</b> | <b>2450</b> | <b>44</b> | <b>23105</b> |

| UG/PG              | NEW ENTRANT | Home/EU*     | Overseas    | Islands   | Grand Total  |
|--------------------|-------------|--------------|-------------|-----------|--------------|
| PG                 | Continuing  | 1083         | 187         | 0         | 1270         |
|                    | New Entrant | 2033         | 902         | 1         | 2936         |
| UG                 | Continuing  | 11697        | 799         | 23        | 12519        |
|                    | New Entrant | 5798         | 562         | 20        | 6380         |
| <b>Grand Total</b> |             | <b>20611</b> | <b>2450</b> | <b>44</b> | <b>23105</b> |



**Graduate Level Fee Status**



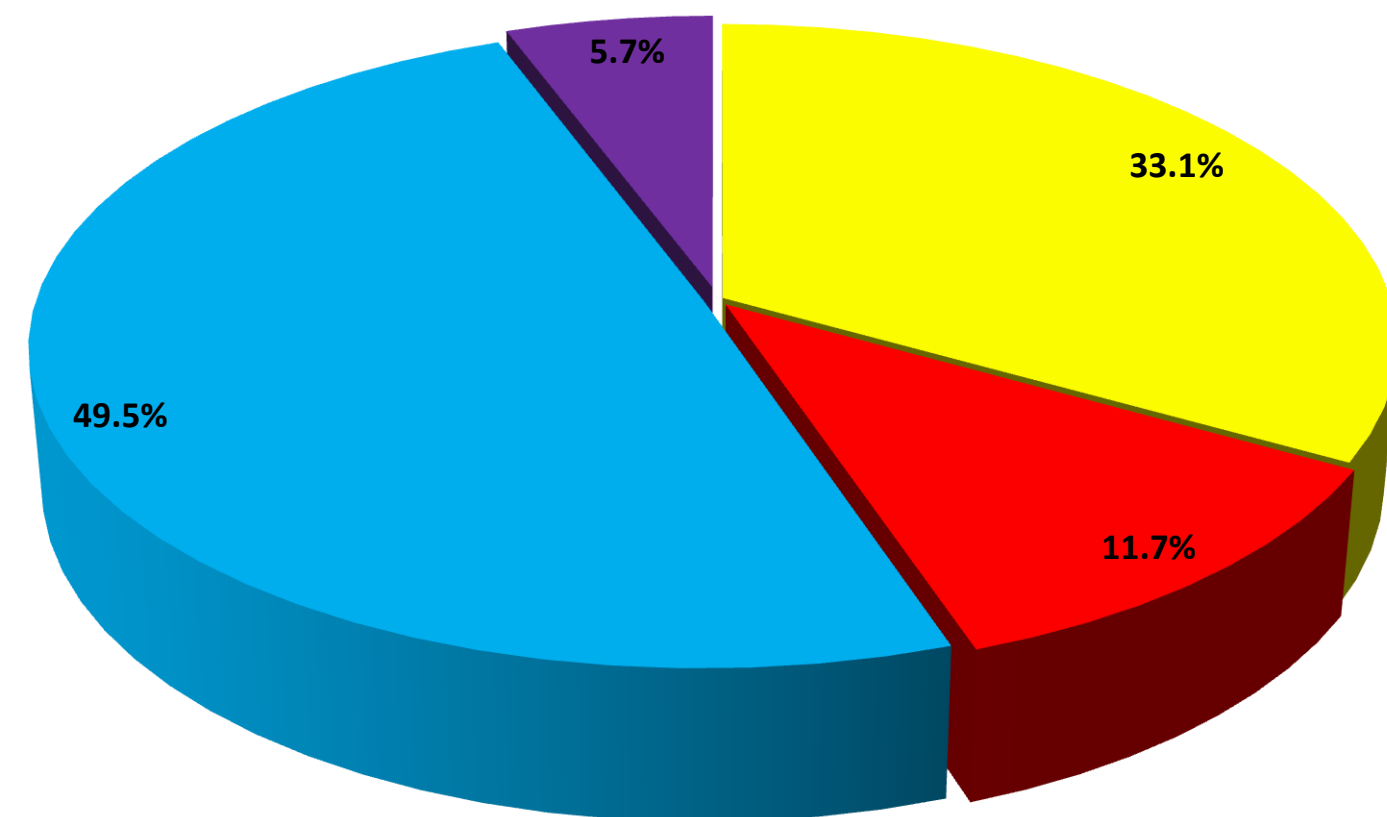
**New Entrant Graduate Fee Status**

## Census Student Summary - University Main Sites - 1st December 2012

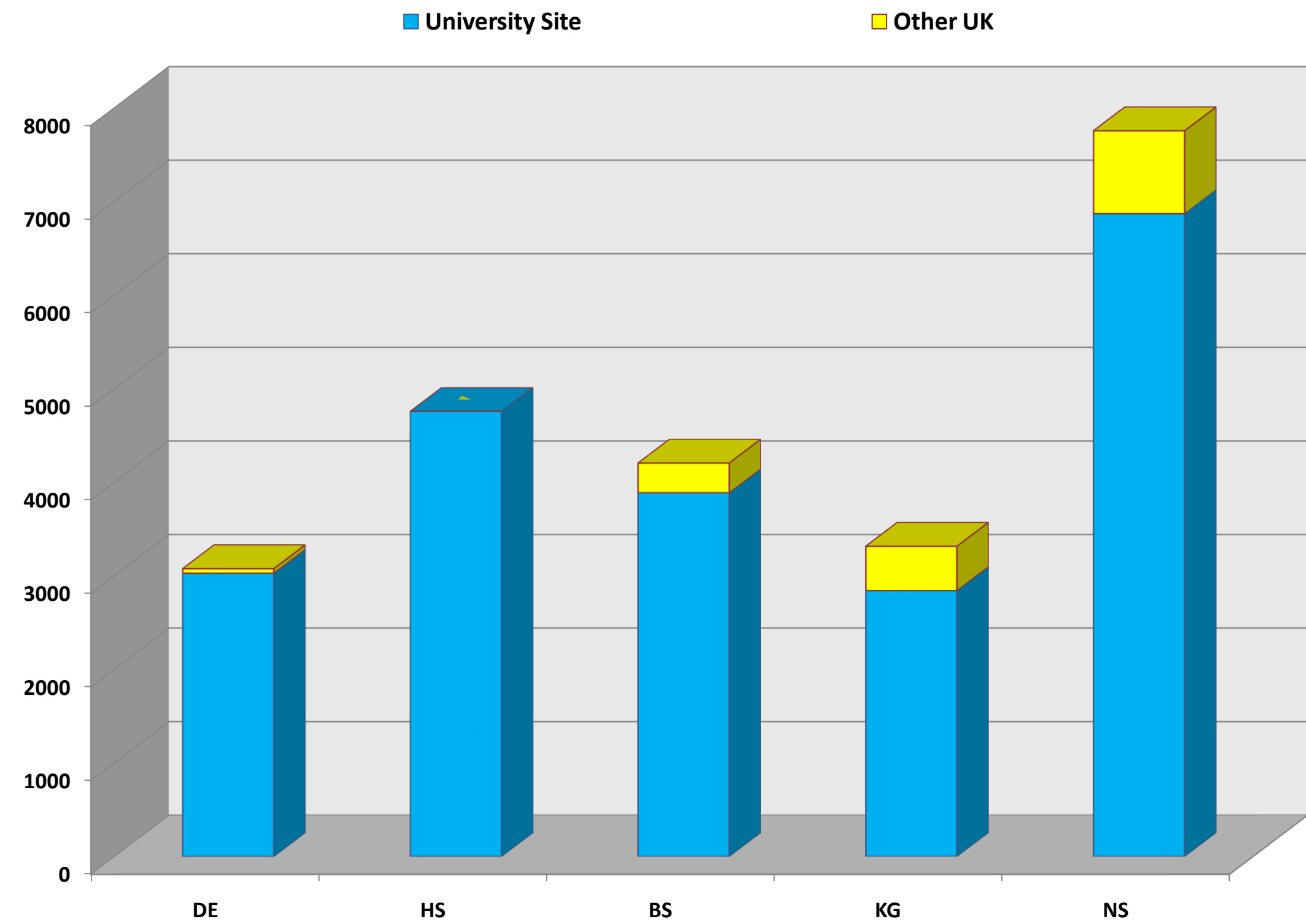
| LOCATION           | Total        |
|--------------------|--------------|
| Kingston Hill      | 7085         |
| Knights Park       | 2491         |
| Penrhyn Road       | 10581        |
| Roehampton Vale    | 1224         |
| <b>Grand Total</b> | <b>21381</b> |

| FACULTY CODE       | University Site | Other UK    | Grand Total  |
|--------------------|-----------------|-------------|--------------|
| DE                 | 3027            | 48          | 3075         |
| HS                 | 4756            | 0           | 4756         |
| BS                 | 3887            | 317         | 4204         |
| KG                 | 2842            | 473         | 3315         |
| NS                 | 6869            | 886         | 7755         |
| <b>Grand Total</b> | <b>21381</b>    | <b>1724</b> | <b>23105</b> |

■ Kingston Hill   
 ■ Knights Park   
 ■ Penrhyn Road   
 ■ Roehampton Vale



**Student Numbers by Site**



**Student Numbers - Site Population by Faculty**

**Census Student Summary - UK Study Locations - 1st December 2012**

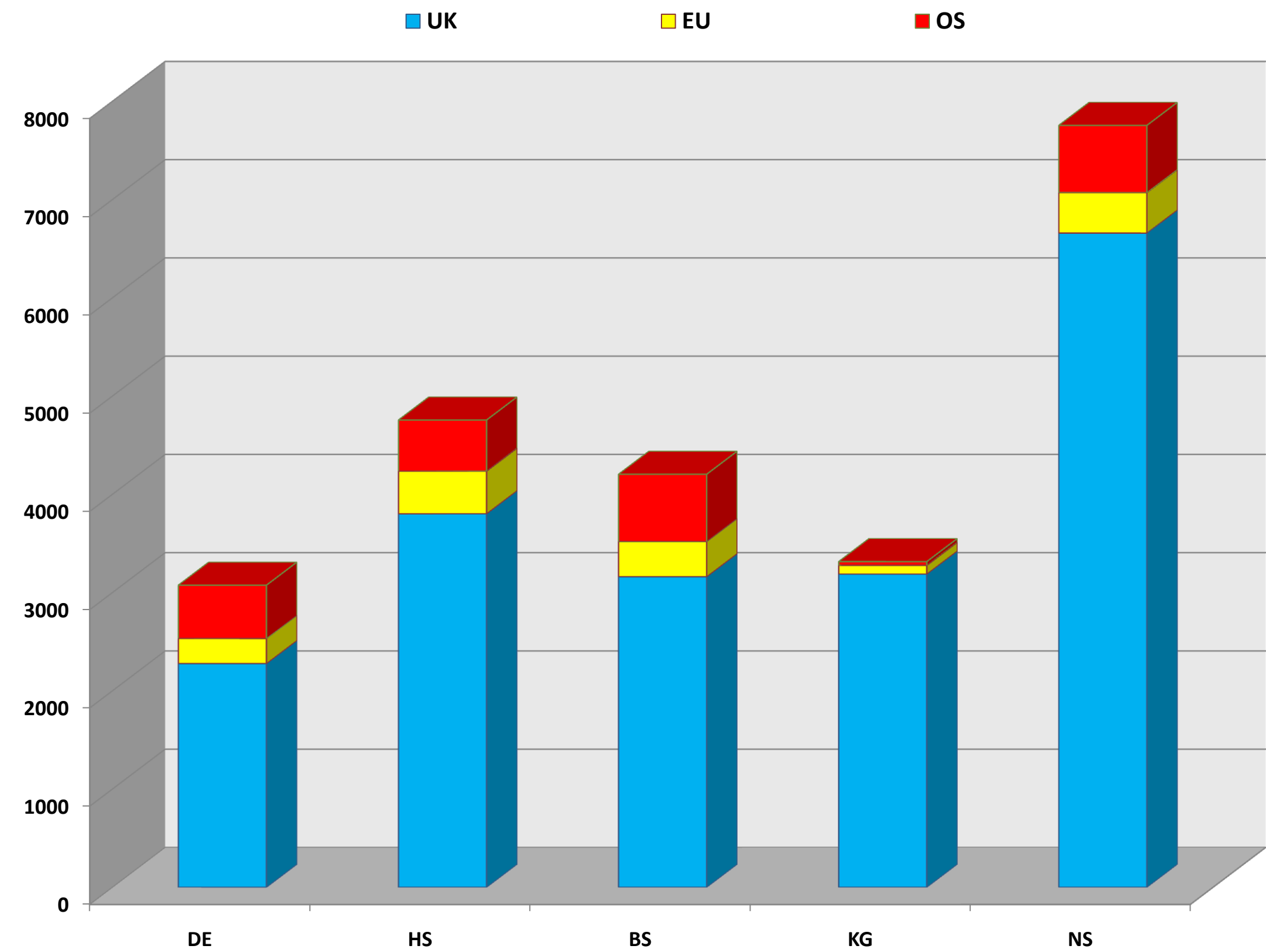
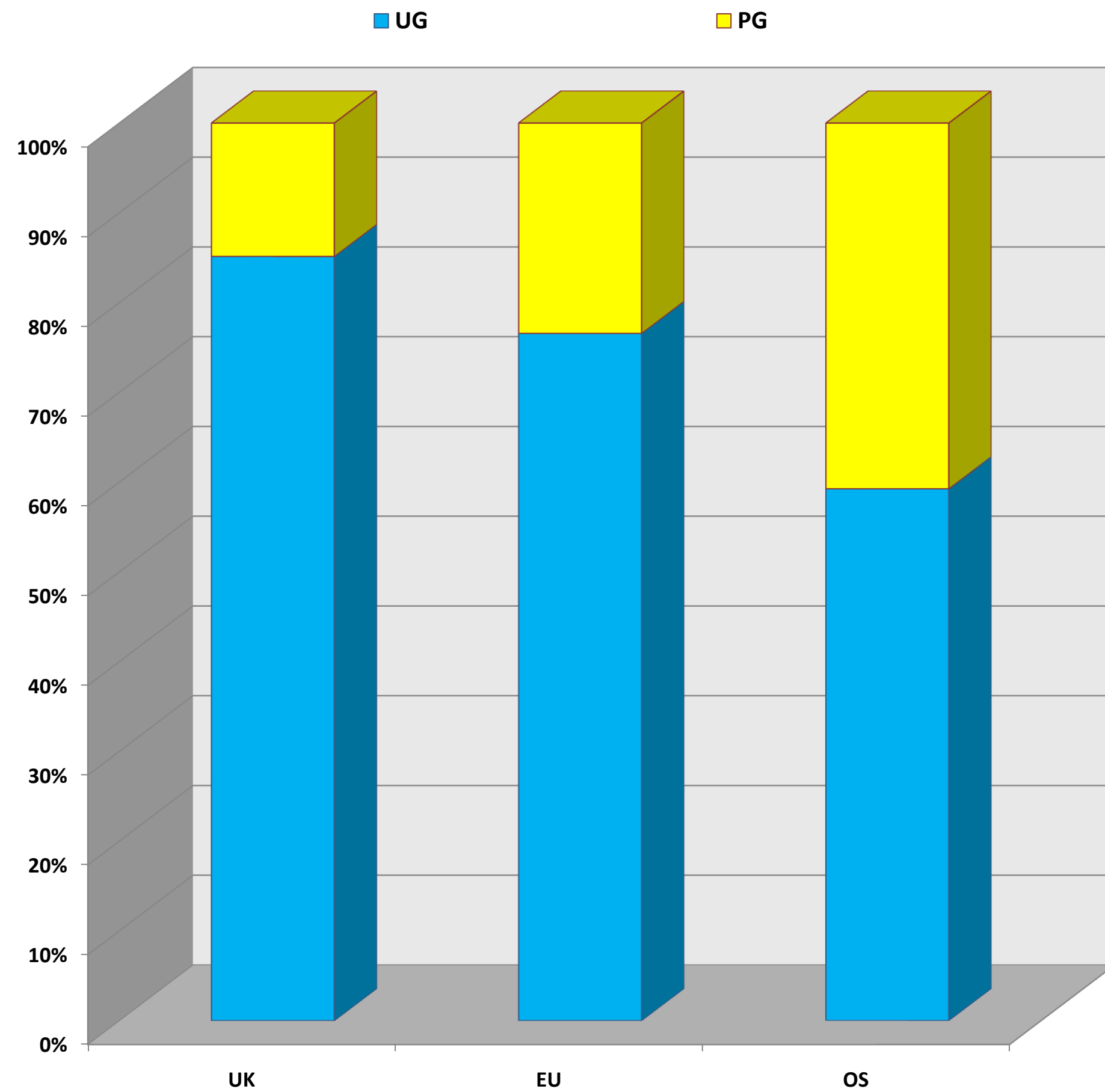
| LCA NAME  | Other UK    | University Site | Grand Total  |
|---|-------------|-----------------|--------------|
| Building Crafts College                           | 19          | 0               | 19           |
| City of Bristol College                           | 1           | 0               | 1            |
| Cranwell - RAF Training Centre                    | 12          | 0               | 12           |
| Eastwood Park Ltd                                 | 47          | 0               | 47           |
| Exeter College                                    | 44          | 0               | 44           |
| HMS Sultan  | 160         | 0               | 160          |
| Kingston College                                  | 659         | 0               | 659          |
| Kingston Hill                                     | 0           | 5600            | 5600         |
| Kingston Hill/St George's                         | 0           | 1182            | 1182         |
| KLM UK Engineering Ltd                            | 119         | 0               | 119          |
| Knights Park                                      | 0           | 2491            | 2491         |
| Marshalls Aerospace Cambridge                     | 39          | 0               | 39           |
| Newcastle College                                 | 68          | 0               | 68           |
| Newham Training and Education Centre              | 69          | 0               | 69           |
| North East Surrey College of Technology (NESCOT)  | 53          | 0               | 53           |
| Penrhyn Road                                      | 0           | 10882           | 10882        |
| Penrhyn Road/St Georges                           | 0           | 2               | 2            |
| Richmond Adult & Community College                | 23          | 0               | 23           |
| Richmond College                                  | 152         | 0               | 152          |
| Roehampton Vale                                   | 0           | 1222            | 1222         |
| Roehampton Vale/Penrhyn Road                      | 0           | 2               | 2            |
| South Thames (Merton Campus)                      | 50          | 0               | 50           |
| South Thames (Wandsworth Campus)                  | 29          | 0               | 29           |
| Surrey Children's Services, Surrey County Council | 35          | 0               | 35           |
| Veolia - Staines                                  | 6           | 0               | 6            |
| West Thames College                               | 43          | 0               | 43           |
| Whitefields School                                | 61          | 0               | 61           |
| Brooklands College - Ashford                      | 24          | 0               | 24           |
| Bournemouth Flying Club                           | 11          | 0               | 11           |
| <b>Grand Total</b>                                | <b>1724</b> | <b>21381</b>    | <b>23105</b> |

**UK Locations**

## Census Student Summary - Geographical Area of Domicile - 1st December 2012

| AREA               | UG           | PG          | Grand Total  |
|--------------------|--------------|-------------|--------------|
| UK                 | 16250        | 2837        | 19087        |
| EU                 | 1186         | 363         | 1549         |
| OS                 | 1463         | 1006        | 2469         |
| <b>Grand Total</b> | <b>18899</b> | <b>4206</b> | <b>23105</b> |

| FACULTY CODE       | UK           | EU          | OS          | Grand Total  |
|--------------------|--------------|-------------|-------------|--------------|
| DE                 | 2277         | 256         | 542         | 3075         |
| HS                 | 3802         | 434         | 520         | 4756         |
| BS                 | 3161         | 358         | 685         | 4204         |
| KG                 | 3188         | 89          | 38          | 3315         |
| NS                 | 6659         | 412         | 684         | 7755         |
| <b>Grand Total</b> | <b>19087</b> | <b>1549</b> | <b>2469</b> | <b>23105</b> |



**Geographical Area of Domicile by Level**

**Geographical Area of Domicile by Faculty**

## Census Student Summary - Non-UK Domiciles - 1st December 2012

| DOMICILE             | Total |
|----------------------|-------|
| Norway               | 333   |
| Greece               | 236   |
| India                | 200   |
| Cyprus (EU)          | 199   |
| China                | 162   |
| USA                  | 145   |
| Ireland              | 122   |
| Germany              | 119   |
| Italy                | 114   |
| Korea (South)        | 113   |
| Nigeria              | 106   |
| Bulgaria             | 91    |
| Saudi Arabia         | 85    |
| Spain                | 83    |
| Hong Kong            | 77    |
| Thailand             | 75    |
| Iran                 | 68    |
| United Arab Emirates | 67    |
| France               | 66    |
| Romania              | 62    |
| Russia               | 61    |
| Pakistan             | 61    |
| Sweden               | 59    |
| Turkey               | 51    |
| Lithuania            | 50    |
| Portugal             | 46    |
| Taiwan               | 45    |
| Mauritius            | 44    |
| Canada               | 44    |
| Poland               | 44    |
| Sri Lanka            | 44    |
| Gibraltar            | 38    |
| Netherlands          | 37    |
| Malaysia             | 31    |
| Bangladesh           | 29    |
| Latvia               | 29    |
| Qatar                | 28    |
| Nepal                | 27    |
| Japan                | 26    |
| Jordan               | 25    |
| Austria              | 23    |
| Belgium              | 22    |
| Bermuda              | 22    |
| Malta                | 22    |
| Switzerland          | 21    |
| South Africa         | 19    |
| Estonia              | 18    |
| Denmark              | 18    |
| Guernsey             | 17    |
| Vietnam              | 17    |
| Indonesia            | 15    |
| Brazil               | 14    |

| DOMICILE                    | Total |
|-----------------------------|-------|
| Lebanon                     | 13    |
| Hungary                     | 13    |
| Finland                     | 13    |
| Afghanistan                 | 13    |
| Ghana                       | 12    |
| Syria                       | 12    |
| Iraq                        | 12    |
| Czech Republic              | 11    |
| Morocco                     | 11    |
| Zimbabwe                    | 11    |
| Burma                       | 10    |
| Singapore                   | 10    |
| Oman                        | 10    |
| Kenya                       | 10    |
| Australia                   | 9     |
| Serbia                      | 9     |
| Luxembourg                  | 9     |
| Azerbaijan                  | 8     |
| Slovakia                    | 8     |
| Belarus                     | 8     |
| Uganda                      | 8     |
| Albania                     | 8     |
| British Virgin Islands      | 8     |
| Philippines                 | 8     |
| Mexico                      | 8     |
| Ukraine                     | 7     |
| Botswana                    | 7     |
| Kuwait                      | 7     |
| Bahrain                     | 7     |
| Kazakhstan                  | 7     |
| Egypt                       | 7     |
| Colombia                    | 7     |
| Turks and Caicos Islands    | 6     |
| Brunei                      | 6     |
| Slovenia                    | 6     |
| Jamaica                     | 6     |
| Venezuela                   | 5     |
| Malawi                      | 5     |
| Tanzania                    | 5     |
| Palestine                   | 5     |
| Maldive Islands             | 5     |
| Algeria                     | 5     |
| Angola                      | 5     |
| Somalia                     | 5     |
| Libyan AR                   | 5     |
| Cyprus (Non-European Union) | 4     |
| Israel                      | 4     |
| Barbados                    | 4     |
| Cameroon                    | 4     |
| Ecuador                     | 4     |
| Macao                       | 4     |
| Gambia                      | 4     |

| DOMICILE   | Total |
|--|-------|
| Trinidad and Tobago                                | 3     |
| Ethiopia   | 3     |
| Zambia   | 3     |
| Cayman Islands                                     | 3     |
| Mongolia   | 3     |
| Sudan  | 2     |
| Seychelles   | 2     |
| Guyana   | 2     |
| Macedonia  | 2     |
| Sierra Leone                                       | 2     |
| Yemen  | 2     |
| Bahamas  | 2     |
| Montserrat   | 2     |
| Iceland  | 2     |
| Mozambique   | 2     |
| Anguilla   | 2     |
| European Union, not otherwise specified            | 1     |
| Burundi  | 1     |
| Grenada  | 1     |
| Korea DRY (North)                                  | 1     |
| Faroe Islands                                      | 1     |
| Chile  | 1     |
| St Vincent   | 1     |
| Mali   | 1     |
| United States Virgin Islands                       | 1     |
| Moldova  | 1     |
| Caribbean not Otherwise Specified                  | 1     |
| El Salvador  | 1     |
| Asia (Except Middle East), not otherwise specified | 1     |
| Monaco   | 1     |
| St Lucia   | 1     |
| Equatorial Guinea                                  | 1     |
| Georgia  | 1     |
| Eritrea  | 1     |
| Tunisia  | 1     |
| Namibia  | 1     |
| Guinea   | 1     |
| Netherlands Antilles                               | 1     |
| Bosnia and Herzegovina                             | 1     |
| New Zealand  | 1     |
| Bhutan   | 1     |
| Papua New Guinea                                   | 1     |
| Armenia  | 1     |
| Peru   | 1     |
| Argentina  | 1     |
| Montenegro   | 1     |